

POWERSCORE®

12-MONTH LSAT® STUDY PLAN USING THE POWERSCORE BIBLES

LSAT is a registered trademark of Law School Admissions Council, Inc., (LSAC)

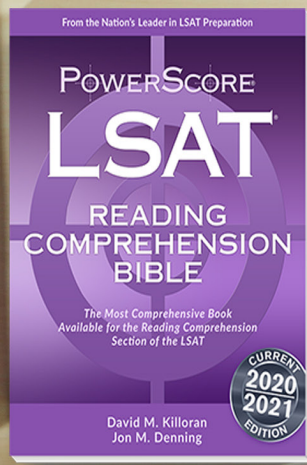
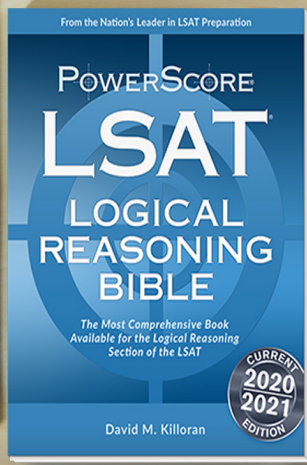
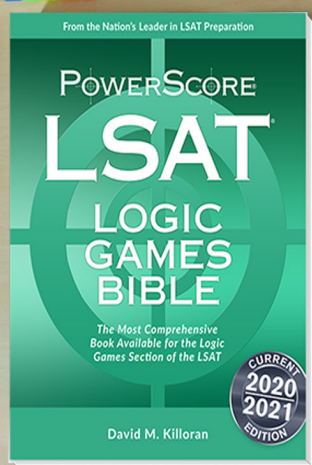

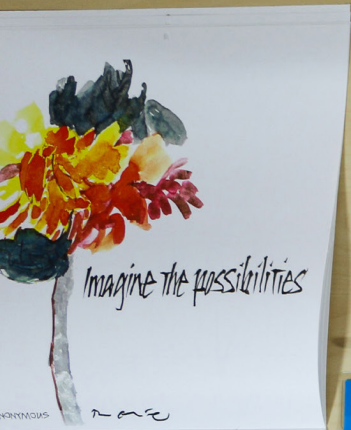


TABLE OF CONTENTS

How to Use This Study Plan.....	4
General Thoughts.....	4
Recommended Materials.....	5
Free Resources.....	6
Month 1: Twelve Months to the LSAT.....	7
Month 2: Eleven Months to the LSAT	9
Month 3: Ten Months to the LSAT	11
Month 4: Nine Months to the LSAT.....	14
Month 5: Eight Months to the LSAT	16
Month 6: Seven Months to the LSAT	18
Month 7, Six Months to the LSAT	
Week 1: Twenty-Four Weeks to the LSAT.....	19
Week 2: Twenty-Three Weeks to the LSAT	20
Week 3: Twenty-Two Weeks to the LSAT.....	21
Week 4: Twenty-One Weeks to the LSAT	22
Month 8, Five Months to the LSAT	
Week 1: Twenty Weeks to the LSAT.....	23
Week 2: Nineteen Weeks to the LSAT	23
Week 3: Eighteen Weeks to the LSAT	24
Week 4: Seventeen Weeks to the LSAT.....	25
Month 9, Four Months to the LSAT	
Week 1: Sixteen Weeks to the LSAT.....	26
Week 2: Fifteen Weeks to the LSAT	27
Week 3: Fourteen Weeks to the LSAT.....	28
Week 4: Thirteen Weeks to the LSAT.....	29

Month 10, Three Months to the LSAT	
Week 1: Twelve Weeks to the LSAT.....	30
Week 2: Eleven Weeks to the LSAT	30
Week 3: Ten Weeks to the LSAT	31
Week 4: Nine Weeks to the LSAT.....	32
Month 11, Two Months to the LSAT	
Week 1: Eight Weeks to the LSAT	33
Week 2: Seven Weeks to the LSAT	33
Week 3: Six Weeks to the LSAT	34
Week 4: Five Weeks to the LSAT.....	35
Month 12, One Month to the LSAT	
Week 1: Four Weeks to the LSAT	36
Week 2: Three Weeks to the LSAT.....	37
Week 3: Two Weeks to the LSAT.....	38
Week 4: One Week to the LSAT	39
LSAT Writing:	40
A Final Note:.....	40
Logical Reasoning Problem Tracker	41
Logic Games Problem Tracker	42
Reading Comprehension Problem Tracker	43

12-MONTH LSAT STUDY PLAN

Congratulations! If you are looking over this study plan, you are at least a year out from taking the LSAT, and the more time you have to study, the greater your advantage. With that in mind, let's talk about studying for the LSAT and how this plan works.

How to Use This Study Plan

This plan assumes you have all the Recommended Materials because you will need a significant amount of material to occupy the entire year. The plan is divided into two segments:

- The first six months are segmented into periods of one month each
- The last six months are segmented into individual weeks

Each of the months and weeks in this study schedule provides a list of recommended tasks—from reading specific chapters, to completing workbook sections, to taking practice tests. They should generally be completed in the order given.

Because you have so much time, you can make alterations to this plan to best suit your schedule! For example, if one of the weeks contains too many assignments, shift some or all of those items into later weeks. Or, if you have even more time, say 16 or 18 months, you can use that additional time to complete more practice tests and problem sets.

Each week's assignments are categorized into one of four types: Logical Reasoning, Logic Games, Reading Comprehension, and Practice Tests. This will give you a good sense of exactly what you need to cover during a particular week. Although we encourage you to complete the tasks in the order given, you may adjust the schedule and content to your own needs as you progress.

A chart is provided for each week outlining the materials to be used and sections for your notes and progress reports. We strongly encourage you to keep detailed information in order to accurately measure your progress as well as track any uncompleted assignments. Keep notes about:

- exactly what you complete and when
- any elements you don't complete that should be a priority the following week
- your performance and general thoughts on each

Tracking your performance on individual problems is also important, so at the end of the plan there are starter pages that allow you to record question-specific notes.

General Thoughts

Successfully preparing for the LSAT is about consistency and diligence. Even though the test measures *how* you think and not *what* you know, training yourself to think like the test makers requires time.

Simply put: this isn't a test where cramming proves effective! Instead, your efforts need to be extensive, where you make the most of every study opportunity and spend a significant amount of dedicated time preparing each week.

Twelve months may seem like a long time for a single test, and it is, but the plan we have formulated for you judiciously mixes in study period with breaks, and thus you will not be studying constantly for the next year. Breaks are extremely important when preparing for this test, because you need time away from the rigors of studying and because your mind needs time to process the ideas and integrate them into your analytical structures. When used properly, breaks actually [contribute](#) to producing the highest score possible.

Once you get started, you'll find that time moves quickly and test day is here before you know it. So we expect that you're prepared to work hard and to be incredibly thorough as you follow the assignments provided. With this plan and some hard work, you have more than enough time to read all three LSAT Bibles and to apply the strategies you learn there to our Workbooks as well. We also outline a number of practice tests for you to take. If you find that you cannot complete all of the assignments in the time given, be sure to prioritize your tasks based on your specific areas of weakness and where you feel you have the greatest opportunity to gain points. We encourage you to attempt additional practice tests if time permits!

We also strongly encourage you to create a detailed **LSAT Study Bible** to accompany the notes in this study plan in order to better understand the concepts covered and your progress through the material. *Begin this immediately!* Instructions on exactly how to construct your Study Bible are provided [here](#).

Finally, the coming weeks will undoubtedly test your resolve—both mentally and physically—so it is extremely important that you fully understand the nature of this test and what even incremental improvements mean. This [blog post](#) should help to motivate you as you continue to prepare, so give it careful consideration.

Recommended Materials

Real LSATs from LSAC:

- [Official LSAT Prep Plus](#), a 1 year subscription with access to 70+ full Official LSAT PrepTests.

PowerScore Materials:

- LSAT Bibles: [Logic Games Bible](#), [Logical Reasoning Bible](#), [Reading Comprehension Bible](#)
- LSAT Workbooks: [Logic Games Bible Workbook](#), [Logical Reasoning Bible Workbook](#), [Reading Comprehension Bible Workbook](#)
- The PowerScore LSAT [Testing and Analytics Package](#). This tool provides you with a comprehensive performance analysis which will help you determine your strengths and weaknesses. It also includes PowerScore's *Logic Game Type*, *Logical Reasoning Question Type*, and *Reading Comprehension Passage Type Training* drills, which will help to test and reinforce the concepts you study in the LSAT Bibles.



Optional:

- Advanced Courses: [Logic Games](#) and [Logical Reasoning](#)
- Our free [Self Study site](#) to use our test diagnostic tool for each practice test you take. This is not necessary if you have purchased a subscription to our *Testing and Analytics Package*.

Free Resources

[Webinars and In-Person Seminars](#)

Our free webinars and in-person seminars are a great opportunity to learn from PowerScore's LSAT and admissions experts. Attendees receive special course discounts, so enroll today!

[The LSAT PodCast](#)

Hosted by our very own Dave Killoran and Jon Denning, the PowerScore LSAT PodCast offers hours of extra instruction. Topics range from specific LSAT concepts and strategies to test changes and LSAC news to admissions advice and frequently-asked student questions. Don't miss an episode!

[LSAT and Law School Admissions Discussion Forum](#)

Our LSAT Discussion Forum offers you a chance to interact with instructors, other students, and even our course developers and authors in a dynamic, collaborative environment! You can ask questions about everything from test concepts to admissions, and read through thousands of discussions on key techniques and strategies. The Forum provides a wealth of information that's sure to help you out as you prepare!

[LSAT and Law School Admissions Blog](#)

Our team of Course Developers, including PowerScore Bibles author Dave Killoran, update our blog several times per week with articles discussing LSAT trends, strategy breakdowns, study advice, application recommendations, and much more!



Month 1: Twelve Months to the LSAT

Your first month of study serves as a slow, relaxed introduction to the LSAT, and establishes a performance baseline since you take a timed practice test.

■ Practice Tests

Start your week by taking a practice LSAT. Before you begin this exam, read about [how you should take a practice test](#). We encourage you to begin with an official LSAT. Take PrepTest 73, which is available as a free digital test through [LSAC's Official LSAT Prep](#) as well as in our [Testing and Analytics Package](#). Take this exam under the same timed conditions you will face on test day (35 minutes per section unless you have specific accommodations).

This test will establish a baseline score, and give you an initial sense of both the test and your natural strengths and weaknesses. Do NOT let the results discourage you! They are in no way indicative of your potential or what your final score will be. It's merely a chance for you to familiarize yourself with the experience of taking a real LSAT under timed (test-day) conditions.

Upon completion of the exam, you'll receive a comprehensive analysis of your performance via our *Testing and Analytics Package Platform*. If you accessed the practice test on LSAC's website, simply transfer your answers into the test scoring tool on our Self Study site to take advantage of its free test analytics. Be sure to save these results and use them to help guide the early stages of your prep.

■ Logical Reasoning

- Begin by reading Chapters One, Two, and Three of the *Logical Reasoning Bible*. This reading selection takes you from an introduction and Overview of the LSAT in Chapter One, through discussions of the Logical Reasoning section in general in Chapters Two and Three.

■ Logic Games

- Read Chapter Two of the *Logic Games Bible*. This will serve as your introduction to Logic Games. Note that you can skip Chapter One of the Games Bible, as it is the same general introduction to the test that you encountered in Chapter One of the *Logical Reasoning Bible*.

■ Reading Comprehension

- Begin by reading Chapters Two and Three of the *Reading Comprehension Bible*. Skip the section in Chapter Three that covers argumentation as you have already covered this content elsewhere. Note that you can also skip Chapter One, as that is an overview of the test that you have already encountered.

Month 1 Assignments		
Assignment	Completed?	Notes
PrepTest 73		
LRB Ch1		
LRB Ch2		
LRB Ch3		
LGB Ch2		
RCB Ch2		
RCB Ch3		



Month 2: Eleven Months to the LSAT

In your second month of preparation, you will continue exploring Logic Games, implement skills you're learning in Reading Comprehension, and continue your introduction to Logical Reasoning, including the consideration of the Question Stem and Answer Choices, Must Be True and Most Strongly Supported questions, and Conditional Reasoning. Each of these elements is absolutely critical to a strong Logical Reasoning performance.

■ Logical Reasoning

- Begin by reading Chapter Four of the *Logical Reasoning Bible*, which covers Must Be True questions.
- Once you feel comfortable with the first four chapters (review each thoroughly if needed), read Chapter Six on Conditional Reasoning. Conditional Reasoning is a particularly challenging concept for many students, so it is imperative that you spend sufficient time with it, as it will figure heavily in both the Logical Reasoning and Logic Games sections of the LSAT.
- After you finish Chapter Six in the *Logical Reasoning Bible*, complete the LR *Question Type Training* drills **Must Be True Questions: Volume 1**. To find these, log in to your [Testing and Analytics Package](#) account and navigate to the **Drills Sets** page. Scroll down to the Logical Reasoning section and after you locate the appropriate drills, click the **Take** button to begin. Together, Chapter Six and the drills discuss and test Must Be True/Most Strongly Supported questions, the most common LR question type and a prominent feature in Reading Comprehension as well.

Note: as you work through the Must Be True questions in the Type Training drills, you will encounter a number or stimuli featuring Conditional Reasoning.

■ Logic Games

- Next, read Chapter Three of the *Logic Games Bible*. This chapter discusses Basic Linear Games, one of the most fundamental, and most common, types of games on the LSAT.
- Upon completion of Chapter Three of the Games Bible, complete the *Logic Games Type Training* drill sets (found in **Testing and Analytics**) named **Basic Linear Games: Volume 1**.

■ Reading Comprehension

- Next, go back to *Testing and Analytics* to practice some *Passage Type Training* by completing the first eight drill sets in Reading Comprehension **Humanities: Volume 1**, beginning with PT1, June 1991, Passage #4: Medical Profession and ending with PT 10, February 1994, Passage #4: Social Movement Theory, Questions 22-27.
- We encourage our students to become active readers of publications and journals the tone and style of which closely aligns with passages on the LSAT. This will help you more quickly acclimate to the nature of passages created by the test makers. Some examples of worthwhile sources of additional reading include: *The Economist*, *Scientific American*, *The Wall Street Journal* or *New York Times*, and other economically-, legally-, or scientifically-oriented texts.

■ Breaks

- Take *at least* one full week off during this month, and if you want to take a longer break, do so!

Month 2 Assignments		
Assignment	Completed?	Notes
LRB Ch4		
LRB Ch6		
LR Drills		
LGB Ch3		
LG Drills		
RC Drills		



Month 3: Ten Months to the LSAT

This month you will continue your Logical Reasoning studies with Main Point questions, and in Reading Comprehension you learn about common passage elements and formations. In Logic Games you cover Advanced Linear games, which appear frequently on the LSAT.

■ Logical Reasoning

- Read Chapter Five in the *Logical Reasoning Bible*. This chapter covers Main Point questions, a common question type in both the Logical Reasoning and Reading Comprehension sections.
- After reading Chapter Five in the *Logical Reasoning Bible*, return to the *Testing and Analytics* Drill Sets page, LR section, and take **Main Point Questions, V1**. These drills will help you develop your skills at recognizing and understanding argumentation.

■ Reading Comprehension

- Read Chapter Four of the *Reading Comprehension Bible* on Passage Elements and Formations.
- In *Testing and Analytics*, complete the next 4 passages of the Reading Comprehension *Passage Type* drill sets **Humanities: V1**: PT12, October 1994, Passage #1: Modern Architecture through PT14, February 1995, Passage #2: Language of Deconstruction.

■ Logic Games

- Once you are finished with all of the Basic Linear Games assignments from Month 2, work through Chapter Four of the *Logic Games Bible*. This chapter addresses Advanced Linear Games, a natural extension of Basic Linear Games, and another extremely common game type.

Note: do not move on to Advanced Linear Games until you feel comfortable with the Basic Linear Games addressed previously.

- Your final Games assignment of the week is to complete the LG *Type Training* drills **Advanced Linear Games: V1** found in *Testing and Analytics*. These will reinforce the skills you learned in Chapter Four of the LGB.

■ Practice Tests

- Near the beginning of the month, take *PrepTest 64* under normal testing conditions. Make sure to include breaks and thoroughly review your performance in detail, examining every single question (including both correct and incorrect questions).
- Near the end of the month, take *PrepTest 65* under normal testing conditions. Make sure to include breaks and thoroughly review your performance in detail.

■ Breaks

- Take at least two breaks of four days each this month.

Month 3 Assignments		
Assignment	Completed?	Notes
LRB Ch5		
LR Drills		
RCB Ch4		
RC Drills		
LGB Ch4		
LG Drills		
PrepTest 64		
PrepTest 65		

Feeling Stuck?

Self-study isn't for everyone. Sometimes you need a little help to get through a tough concept, or to gain those last few points you need for your target school.

Work with a Tutor

Many students find that even 5 or 10 hours of targeted personal tutoring can really enhance their self-study. Tutoring packages include comprehensive materials and online resources that are only available to students who take a course or enlist [the help of a tutor](#).



“
I started with a score of 160, and with my tutor's unwavering support and guidance, I scored a 173 on my official test leading to me being admitted into multiple law schools, including a top-three law school! I cannot thank PowerScore enough for solidifying foundational knowledge about the LSAT and giving me the confidence and encouragement needed to do well on the test!

Jordan H., Private Tutoring Student ”





Take a Course

Self-Study students often utilize the [On Demand](#) version of our flagship LSAT course when they need expert guidance. This course includes thousands of pages of materials, over 80 hours of on demand lectures and content videos (taught by a top 170+ scoring instructor), and access to our Online Student Center that contains practice tests, scoring feedback, lesson and homework explanations, and much much more. After you pay your initial enrollment fee, just continue your subscription for as many months of online access as you need and cancel at any time when you're done.

“
The course was fantastic. This was my third different LSAT course after doing TestMasters and Blueprint and this course made the LSAT seem fun. The concepts and techniques were easy to follow and just stuck with my brain. I came out of this course with a completely different understanding of the LSAT from where I started, thank you Powerscore!!

Jonathan M., PowerScore On Demand Student ”





Month 4: Nine Months to the LSAT

This month introduces Grouping games, which many people find to be the most difficult game type. You will also continue your Logical Reasoning studies with Weaken questions, and a comprehensive look at Causality.

■ Logic Games

- Read Chapter Five of the *Logic Games Bible*. Here you will learn about Grouping Games, one of the most common—and most challenging—game types.
- Finally, complete the **Grouping Games: V1 Game Type Training** drill set in *Testing and Analytics*.

■ Logical Reasoning

- First, read Chapter Seven of the *Logical Reasoning Bible*. This chapter examines Weaken questions, which constitute the only question type in the Family #3: Hurt category (as discussed in Chapter Three).
- Next, work through Chapter Eight of the *Logical Reasoning Bible*. This chapter covers both basic and advanced Causal Reasoning, a very common type of reasoning on the test (and particularly prevalent in Weaken questions).
- Complete the *Question Type Training* drills in **Weaken Questions: V1** in *Testing and Analytics*, which feature a significant amount of Cause and Effect Reasoning as well.

■ Reading Comprehension

- Continue your Reading Comprehension studies by working through Chapter Five of the *Reading Comprehension Bible*. Here you will encounter suggestions on how to best diagram the passages.
- In *Testing and Analytics*, complete the last 7 passages of the Reading Comprehension *Passage Type* drill sets **Humanities: V1**: (PT14, February 1995, Passage #4: U.S. Slavery/Russian Serfdom through PT19, June 1996, Passage #4: British Abolitionism) and the first passage of **Humanities: V2**: PT21, December 1996, Passage #1: London School.

■ Practice Tests

- Near the beginning of this month, take *PrepTest 66* under normal testing conditions. Make sure to include breaks and thoroughly review your performance in detail.
- Near the end of this month, take *PrepTest 67* under normal testing conditions. Make sure to include breaks and thoroughly review your performance in detail.

■ Breaks

- Take at least one full week off during this month.

Month 4 Assignments		
Assignment	Completed?	Notes
LGB Ch5		
LG Drills		
LRB Ch7		
LRB Ch8		
LR Drills		
RCB Ch5		
RC Drills		
PrepTest 66		
PrepTest 67		



Month 5: Eight Months to the LSAT

This month contains important sections on Logical Reasoning, and you continue your analysis of Logic Games and Reading Comprehension.

■ Logical Reasoning

- Read Chapter Nine of the *Logical Reasoning Bible*. This chapter addresses Strengthen questions, and you will encounter Causality frequently as well (causal reasoning appears in the majority of Strengthen questions).
- Next work through the *Testing and Analytics* drills in **Strengthen Questions: V1**, to reinforce your abilities as outlined in the *Logical Reasoning Bible* for this question type.
- Read Chapter Ten of the *Logical Reasoning Bible*. Here you will examine Justify the Conclusion questions.
- Next, practice the *Testing and Analytics* drills in **Justify Questions: V1**
- Read Chapter Eleven of the *Logical Reasoning Bible*. This chapter introduces Assumption questions, one of the most challenging question types for many test takers. So take your time as you work through the ideas presented to ensure a complete understanding of them.
- Next, to hone your question type skills for Assumption questions, return to *Testing and Analytics* and complete the drill set **Assumption Questions: V1**.

■ Logic Games

- Read Chapter Six of the *Logic Games Bible*. Here you will examine Linear/Grouping Combination games, so this is a good opportunity to review both Linear and Grouping concepts. This game type can be extremely difficult for test takers, so it is imperative that allow yourself plenty of time to work through this chapter.
- Upon completion of Chapter Six in the LGB, return to *Testing and Analytics* and work through **Grouping/Linear Combination Games: V1**.

■ Reading Comprehension

- Continue your Reading Comprehension studies by working through Chapter Six of the *Reading Comprehension Bible*. Here you will encounter many key concepts including how to best attack the various question types and answer choices.
- In *Testing and Analytics*, complete four more drill sets in the Reading Comprehension *Passage Type* drill sets **Humanities: V2** (PT22, June 1997, Passage #3: CEO Obligations through PT24, December 1997, Passage #4: Art Fakes).

■ Practice Tests

- Near the middle of the month, take *PrepTest 68* under normal testing conditions. Make sure to include breaks and thoroughly review your performance in detail.

■ Breaks

- Take at least two breaks of four days each during this month.

Month 5 Assignments		
Assignment	Completed?	Notes
LRB Ch9		
LR Drills		
LRB Ch10		
LR Drills		
LRB Ch11		
LR Drills		
LGB Ch6		
LG Drills		
RCB Ch6		
RC Drills		
PrepTest 68		



Month 6: Seven Months to the LSAT

In order to let some of the ideas settle in and also to prepare for the six month run-up to the LSAT, this is a lighter month. This is also an opportunity for you to get back on schedule if you have fallen behind in previous months, so use your time effectively!

■ Logic Games

- Review Chapters One through Six of the *Logic Games Bible*. Pay special attention to any topics that you found difficult the first time around.

■ Logical Reasoning

- Review Chapters One through Eleven of the *Logical Reasoning Bible*. Pay special attention to the argumentation chapter, as well as any topics that gave you difficulty the first time around.

■ Reading Comprehension

- Review Chapters One through Six of the *Reading Comprehension Bible*. Pay special attention to any topics that you found difficult the first time around.

■ Practice Tests

- Near the end of the month, take *PrepTest 69* under normal testing conditions. Make sure to include breaks and thoroughly review your performance in detail.

■ Breaks

- Take at least two full weeks off during this month, including the last week of the month.

Month 6 Assignments		
Assignment	Completed?	Notes
LGB Ch1-6 Review		
LRB Ch1-11 Review		
LGB Ch1-6 Review		
PrepTest 69		



Month 7, Week 1: Twenty-Four Weeks to the LSAT

At this point you are roughly six months from the LSAT, and thus we switch from a monthly schedule to a weekly schedule in order to more precisely control your learning pattern. During this week, you work with Sequencing games.

■ Logic Games

- Read Chapter Seven of the *Logic Games Bible*. This chapter covers Pure Sequencing games, a critical type as every LSAT contains pure sequencing rules, if not an actual Pure Sequencing game.
- Practice creating sequencing diagrams by working through the LG *Type Training* drills **Pure Sequencing Games: V1** in *Testing and Analytics*.

Month 7, Week 1 Assignments		
Assignment	Completed?	Notes
LGB Ch7		
LG Drills		



Month 7, Week 2: Twenty-Three Weeks to the LSAT

In this week of preparation, you will focus on Resolve the Paradox questions in Logical Reasoning, and in Reading Comprehension you look to combine all of the elements you previously learned. This week will also require you to take a practice test with relaxed time. Doing this can provide unique insight into the areas you still need to improve on.

■ Logical Reasoning

- Read Chapter Twelve of the *Logical Reasoning Bible*. Here you will see Resolve the Paradox questions, the final question type in the Family #2: Help category.
- After you work through Chapter Twelve of the LRB, return to *Testing and Analytics* and complete the **Resolve the Paradox: V1 LR Question Type** drill set.

■ Reading Comprehension

- Work through Chapter Seven of the *Reading Comprehension Bible*. This is a summary chapter where all of the ideas you have seen so far get incorporated into a single, overarching approach.

■ Practice Tests

- Take *PrepTest 57*. Give yourself extra time within each section. Doing this can help isolate specific concepts and paradigms you may be struggling with. When speed is not the focus of your practice test, rushing or guessing should play no role in determining your score. Any mistakes you make will likely result from a conceptual misunderstanding of the material being tested. Use them to your advantage!

Month 7, Week 2 Assignments		
Assignment	Completed?	Notes
LRB Ch12		
LR Drills		
RCB Ch7		
PrepTest 57		



Month 7, Week 3: Twenty-Two Weeks to the LSAT

This week you will complete the main Logic Game type discussions, by covering Pattern, Circular, and Mapping games.

■ Logic Games

- Read Chapter Eight of the *Logic Games Bible*. This chapter covers less common game types, such as Pattern, Circular, and Mapping games. Again, if you are behind or still struggling to master earlier types such as Linear and Grouping games, make those more fundamental concepts a priority before moving on.
- Now work your way through the **Forgotten Few Games** drills set in the *Testing and Analytics Package*.

■ Practice Tests

- Take *PrepTest 58* using relaxed timing. Make sure to thoroughly review your performance in detail.

Month 7, Week 3 Assignments		
Assignment	Completed?	Notes
LGB Ch8		
LG Drills		
PrepTest 58		



Month 7, Week 4: Twenty-One Weeks to the LSAT

This week involves Formal Logic, which is one of the most difficult topics to appear on the LSAT. Formal Logic is an advanced form of conditional reasoning, and so can help both your Logical Reasoning and Logic Games abilities.

■ Logical Reasoning

- Read Chapter Thirteen of the *Logical Reasoning Bible*. Here you will see Formal Logic, a rare, but challenging, concept with which many test takers struggle. However, if you are falling behind in your studies, you can save this assignment for later, as Formal Logic is quite uncommon (1-2 questions per LSAT, typically) and your time may be better spent elsewhere.
- Once you have completed the chapter on Formal Logic in the Reasoning Bible, work through **Formal Logic: V1** in *Testing and Analytics* to reinforce your skills.

■ Practice Tests

- Take *PrepTest 59* using relaxed timing. Make sure to thoroughly review your performance in detail.

Month 7, Week 4 Assignments		
Assignment	Completed?	Notes
LRB Ch13		
LR Drills		
PrepTest 59		



Month 8, Week 1: Twenty Weeks to the LSAT

This week will continue your analysis of Reading Comprehension by focusing on Comparative Reading passages.

■ Reading Comprehension

- Read Chapter Eight of the *Reading Comprehension Bible*. This chapter addresses Comparative Reading Passages and thus is vitally important to fully understand, as approximately one-fourth of your Reading Comprehension score is based on the Comparative Reading passage set.

■ Practice Tests

- Take *PrepTest 60* using relaxed timing. Make sure to thoroughly review your performance in detail.

Month 8, Week 1 Assignments		
Assignment	Completed?	Notes
RCB Ch8		
PrepTest 60		



Month 8, Week 2: Nineteen Weeks to the LSAT

This is a practice test week! This is also an opportunity for you to get back on schedule if you have fallen behind in previous weeks, so use your time effectively.

■ Practice Tests

- Take *PrepTest 61* under normal testing conditions. Make sure to include breaks and thoroughly review your performance in detail.

Month 8, Week 2 Assignments		
Assignment	Completed?	Notes
PrepTest 61		



Month 8, Week 3: Eighteen Weeks to the LSAT

During this week you will study some of the most interesting and challenging Logic Games ideas: Numerical Distributions and Limited Solution Sets. These appear frequently, and you must master these concepts!

■ Logic Games

- Read Chapter Nine and Ten of the *Logic Games Bible*. As you work through these chapters you will encounter the advanced ideas of Numerical Distributions and Limited Solution Set games. Nearly one-third of all games that appear on the LSAT will have at least one of these features (many games have both), so learn them well. Often, your ability to spot a numerical distribution or a limited solution set will be the difference between success and failure in the games section.

There is also a lengthy discussion on overall section strategy that should help you better understand how to put all of the skills you have learned into practice.

- Return to *Testing and Analytics* and complete the drills in **Advanced Features and Techniques Games: V1**, where you will work through a large collection of games exhibiting these attributes as covered in the *Logic Games Bible*. Once you have completed these drills you will have finished *Game Type Training*.

■ Practice Tests

- Take *PrepTest 62* under normal testing conditions. Make sure to include breaks and thoroughly review your performance in detail.

Month 8, Week 3 Assignments		
Assignment	Completed?	Notes
LGB Ch9		
LGB Ch10		
LG Drills		
PrepTest 62		



Month 8, Week 4: Seventeen Weeks to the LSAT

This is an important week in your Logical Reasoning studies as you examine two very challenging question types: Method and Flaw. This week also starts an intentional break from Logic Games. As mentioned in the Introduction, breaks from the LSAT or certain concepts can help you improve, and after a lot of hard work on LG, it's time to give your brain a respite.

■ Logical Reasoning

- Read Chapter Fourteen and Fifteen of the *Logical Reasoning Bible*. The question types discussed—Method of Reasoning and Flaw in the Reasoning—are very closely related, so it is useful to pair these two chapters with one another.
- Complete the Logical Reasoning *Question Type* drill sets **Method of Reasoning and Method-AP Questions: V1** and **Flaw in the Reasoning Questions: V1** in *Testing and Analytics* to reinforce those question types. Together they will make up a significant portion of your LR score, so it is imperative that you are comfortable with them prior to test day.

Month 8, Week 4 Assignments		
Assignment	Completed?	Notes
LRB Ch14		
LRB Ch15		
LR Drills		
LR Drills		



Month 9, Week 1: Sixteen Weeks to the LSAT

At this point you should have completed all of the assigned tasks for the previous eight weeks (and certainly the months prior). If you are still behind, prioritize any missed work and attempt to get caught up. This slightly-reduced workload is done to allow you to complete any missed assignments and review and specific areas of difficulty. This week will also require you to take a practice test with relaxed timing, which can provide unique insight into the areas you still need to improve on. The coming weeks will be more intensive, however, so prepare yourself to devote a sufficient amount of time to your studies moving forward.

■ Reading Comprehension

- Read Chapter Nine of the *Reading Comprehension Bible* on Common Passage Themes.
- Complete the first half of Chapter One: Practice Drills in the *Reading Comprehension Bible Workbook*, beginning with the Active Reading Drill and stopping after the VIEWSTAMP Analysis: Main Point Identification Drill. Note that this can be skipped if you are feeling comfortable with your Reading Comprehension performance at this point, or at least prioritized lower if you find other areas of the test still require significant attention.

■ Practice Tests

- Near the end of the week, take *PrepTest 70* under normal testing conditions. Make sure to include breaks and thoroughly review your performance in detail.

Month 9, Week 1 Assignments		
Assignment	Completed?	Notes
RCB Ch9		
RCBW Ch1 Part 1		
PrepTest 70		



Month 9, Week 2: Fifteen Weeks to the LSAT

This week you will continue to examine Logical Reasoning with Parallel Reasoning questions, and close with a PrepTest to allow you to put the concepts discussed in the LSAT Bibles to practical use.

■ Logical Reasoning

- Read Chapter Sixteen of the *Logical Reasoning Bible*. This chapter covers Parallel Reasoning questions, which can be extremely time-consuming without the proper approach. These questions also pair nicely with the other two types discussed two weeks ago, Method and Flaw.
- Return to *Testing and Analytics* and complete the drill sets **Parallel Reasoning and Parallel Flaw: V1**

■ Practice Tests

- Take *PrepTest 71* under normal testing conditions. Make sure to include breaks and thoroughly review your performance in detail.

Month 9, Week 2 Assignments		
Assignment	Completed?	Notes
LRB Ch16		
LR Drills		
PrepTest 71		



Month 9, Week 3: Fourteen Weeks to the LSAT

This week involves both Logical Reasoning and Reading Comprehension, and a small Logic Games assignment.

■ Logical Reasoning

- Read Chapter Seventeen of the *Logical Reasoning Bible*. This chapter covers Numbers and Percentages, an idea that appears in a number of LSAT questions.
- Return to *Testing and Analytics* and complete the drill sets **Numbers and Percentages: V1**.

■ Logic Games

- Complete the first half of Chapter One of the *Logic Games Bible Workbook*.

■ Reading Comprehension

- Read Chapter Ten of the *Reading Comprehension Bible*. This discussion of Section Strategy and Time Management will take you to the end of the Reading Bible's conceptual analyses.
- Complete the rest of Chapter One: Practice Drills in the *Reading Comprehension Bible Workbook* (if you used this resource as suggested last week, this means beginning with the Passage Elements and Formations Recognition Drill). Note, again, that this may not be necessary if you are feeling comfortable with your Reading Comprehension performance at this point.

Month 9, Week 3 Assignments		
Assignment	Completed?	Notes
LRB Ch17		
LR Drills		
LGBW Ch1 Part1		
RCB Ch10		
RCBW Ch1 Part2		



Month 9, Week 4: Thirteen Weeks to the LSAT

During this week you will complete the *Logical Reasoning Bible*.

■ Logical Reasoning

- Read Chapter Eighteen through Twenty Two of the *Logical Reasoning Bible*. These five chapters cover the remaining LR question types, each of which appears infrequently.

Chapter Twenty Two is an important discussion of Section Strategy and Time Management—do not skip it!

- Work through the following drill sets in *Testing and Analytics*: **Evaluate the Argument: V1**, **Cannot Be True: V1**, **Point at Issue/Point of Agreement Questions: V1**, and **Principle Questions: V1**. If you are short on time, focus mainly on the Point at Issue and Principle drills.

Month 9, Week 4 Assignments		
Assignment	Completed?	Notes
LRB Ch18		
LRB Ch19		
LRB Ch20		
LRB Ch21		
LRB Ch22		
LR Drills		
LR Drills		
LR Drills		
LR Drills		



Month 10, Week 1: Twelve Weeks to the LSAT

You are now about three months from the LSAT. So, this week requires you to take multiple practice tests. Plan accordingly! You need several hours of uninterrupted time to complete each test, followed by several hours of time for a thorough test analysis. Add concept-specific reviews as needed based on your test performance.

One key as you make this adjustment is to allow for plenty of time for thorough test analysis, and then do concept-specific reviews as needed based on your test performance.

Practice Tests

- Take *PrepTest 72* under normal testing conditions. Make sure to include breaks and thoroughly review your performance in detail.
- Take *PrepTest 74* under normal testing conditions. Make sure to include breaks and thoroughly review your performance in detail.

Month 10, Week 1 Assignments		
Assignment	Completed?	Notes
PrepTest 72		
PrepTest 74		



Month 10, Week 2: Eleven Weeks to the LSAT

This week you will be doing some light Logic Games work, and finish up with a practice test and review.

Logic Games

- Complete the second half of Chapter One from the *Logic Games Bible Workbook*.

Practice Tests

- Take *PrepTest 75* under normal testing conditions. Make sure to include breaks and thoroughly review your performance in detail.

Month 10, Week 2 Assignments		
Assignment	Completed?	Notes
LGBW Ch1 Part2		
PrepTest 75		



Month 10, Week 3: Ten Weeks to the LSAT

This week starts with Logical Reasoning and closes with a PrepTest to allow you to put the concepts discussed in the LSAT Bibles to practical use.

■ Logical Reasoning

- Read Chapter One of the *Logical Reasoning Bible Workbook*.

■ Reading Comprehension

- Continue in *Testing and Analytics* and complete the **Diversity I, II, and III: V1 RC Passage Type** drill sets. You will notice that you are working through the drills in non-sequential order; this is intentional to best reinforce the skills discussed in the *Reading Comprehension Bible*.

■ Practice Tests

- Take *PrepTest 76* under normal testing conditions. Make sure to include breaks and thoroughly review your performance in detail.

Month 10, Week 3 Assignments		
Assignment	Completed?	Notes
LRBW Ch1		
RC Drills I		
RC Drills II		
RC Drills III		
PrepTest 76		



Month 10, Week 4: Nine Weeks to the LSAT

At this point you have reviewed the vast majority of the key concepts, so timing starts to take a greater role in your preparation.

■ Logic Games

- Complete Chapter Two of the *Logic Games Bible Workbook*. Do each game as a timed exercise, but know that you will have encountered some of the games previously. This is not a problem—[reviewing games multiple times is quite beneficial](#).

■ Logical Reasoning

- Complete Chapter Two of the *Logical Reasoning Bible Workbook*.
- Complete the LR *Question Type* drills in both **Conditional Reasoning Questions: V1** and **Cause and Effect Reasoning Questions: V1** in *Testing and Analytics*.

■ Practice Tests

- Take *PrepTest 77* under normal testing conditions. Make sure to include breaks and thoroughly review your performance in detail.

Month 10, Week 4 Assignments		
Assignment	Completed?	Notes
LGBW Ch2		
LRBW Ch2		
LR Drills		
LR Drills		
PrepTest 77		



Month 11, Week 1: Eight Weeks to the LSAT

In the final two months, your focus will be on reviewing concepts and eliminating weaknesses, as well as working on timing.

Reading Comprehension

- Complete the individual passages in Chapter Two of the *Reading Comprehension Bible Workbook* and carefully review the detailed analysis for each.
- Complete the RC *Passage Type* drills in *Testing and Analytics* for **Law Related: V1** and **Regulation: V1**.

Practice Tests

- Take *PrepTest 78* under normal testing conditions. Make sure to include breaks and thoroughly review your performance in detail.

Logic Games

- You have no specific Logic Games assignments for this week. However we do strongly encourage you to review your practice tests thoroughly, so you will have several games to consider there.

Month 11, Week 1 Assignments		
Assignment	Completed?	Notes
RCBW Ch2		
RC Drills		
RC Drills		
PrepTest 78		



Month 11, Week 2: Seven Weeks to the LSAT

This is a break week, the last one prior to the LSAT.

Month 11, Week 2 Assignments		
Assignment	Completed?	Notes
None!		



Month 11, Week 3: Six Weeks to the LSAT

In the last several weeks of your preparation, timed practice tests become increasingly important, as a gauge of your progress and an opportunity to continue to hone your LSAT skills.

■ Practice Tests

- Take *PrepTest 79* under normal testing conditions. Make sure to include breaks and thoroughly review your performance in detail.
- Take *PrepTest 80* under normal testing conditions. Make sure to include breaks and thoroughly review your performance in detail.

Month 11, Week 3 Assignments		
Assignment	Completed?	Notes
PrepTest 79		
PrepTest 80		



Month 11, Week 4: Five Weeks to the LSAT

This week brings you to the end of your review of LSAT Reading Comprehension, and includes only a single PrepTest, allowing extra time to review more challenging areas, and prepare for the last few weeks before the test.

■ Reading Comprehension

- Complete the RC *Passage Type* drills in *Testing and Analytics* for **Social Science: V1** and **Hard Science: V1**. Hard Science is the most difficult passage type for most test takers, so take your time as you work through the drills to ensure full understanding.
- Work through the full Reading Comprehension sections in Chapters Three and Four of the *Reading Comprehension Bible Workbook*, and thoroughly review the explanations provided for each.
- Optionally, complete the entire Passage ReChallenge section of the *Reading Comprehension Bible*, doing each ReChallenge as a timed exercise. Thoroughly review the explanations.

■ Practice Tests

- Take *PrepTest 81* under normal testing conditions. Make sure to include breaks and thoroughly review your performance in detail.

Month 11, Week 4 Assignments		
Assignment	Completed?	Notes
RC Drills		
RC Drills		
RCBW Ch3		
RCBW Ch4		
RCB ReChallenge		
PrepTest 81		



Month 12, Week 1: Four Weeks to the LSAT

With about a month to go before the test, you have plenty of time to apply the skills that you have developed over the last twenty weeks; each remaining week will feature two full-length, timed practice tests.

■ Practice Tests

- Take *PrepTest 82* under normal testing conditions. Make sure to include breaks and thoroughly review your performance in detail.
- Take *PrepTest 83* under normal testing conditions. Make sure to include breaks and thoroughly review your performance in detail.

■ Logic Games

- If Games continue to trouble you, return to the the *Logic Games Bible* and review the relevant chapters.

Month 12, Week 1 Assignments		
Assignment	Completed?	Notes
PrepTest 82		
PrepTest 83		



Month 12, Week 2: Three Weeks to the LSAT

This week brings two more full practice tests, providing opportunity to further hone your skills, as you continue to develop a comfort with the pacing and length of timed practice tests.

■ Practice Tests

- Take *PrepTest 84* under normal testing conditions. Make sure to include breaks and thoroughly review your performance in detail.
- Take *PrepTest 85* under normal testing conditions. Make sure to include breaks and thoroughly review your performance in detail.

■ Other

During the final stretch to your test, you should make sure that you are as mentally prepared as possible for the pressures of test day. To help you reach a state of pure mental confidence and balance, we've compiled a list of some of our favorite LSAT mentality resources. Set aside some time before the test to think about how you will approach the LSAT when it begins and especially how you will react if you encounter any difficulties. It's an essential step, and one that can dramatically impact your score. Although all of these articles are important, we strongly recommend you watch the Test Mentality webinar and follow the specific recommendations in that discussion.

[The Ultimate Test Mentality Resource List](#)

Month 2, Week 2 Assignments		
Assignment	Completed?	Notes
PrepTest 84		
PrepTest 85		
Test Mentality		



Month 12, Week 3: Two Weeks to the LSAT

With two weeks to go, be sure to take full advantage of each remaining practice test. That means doing everything right! Prephrasing, game diagramming, passage notating—to help ensure a solid performance on test day, treat your last few practice tests as if each one were the real thing.

■ Practice Tests

- Take *PrepTest 86* under normal testing conditions. Make sure to include breaks and thoroughly review your performance in detail.
- Take *PrepTest 87* under normal testing conditions. Make sure to include breaks and thoroughly review your performance in detail.

Month 12, Week 3 Assignments		
Assignment	Completed?	Notes
PrepTest 86		
PrepTest 87		



Month 12, Week 4: One Week to the LSAT

This week is about both conceptual and mental preparation. You should plan to take 2 practice tests as outlined below, allowing ample time for review, however be sure that you do not attempt a test the day before the exam. Focus in particular on building your confidence and visualizing a strong performance on test day—how you expect to perform will likely become reality.

■ Practice Tests

- Take *PrepTest 88* under normal testing conditions. Make sure to include breaks and thoroughly review your performance in detail.
- Take *PrepTest 89* under normal testing conditions. Make sure to include breaks and thoroughly review your performance in detail.

■ Other

The final weeks before test day require a different strategy. We have some articles on our [Last Minute LSAT Advice](#) page that you might find helpful, including a discussion of [final week prep](#) and the difference between LSAT [Cancellations, Withdrawals, and Absences](#) if you're having cold feet.

There are several worthwhile articles discussing important issues beyond strategies and mental preparation, such as the logistics of test day itself, and how to prepare yourself for the test with proper diet and nutrition:

[*What to Do the Day Before and Morning of the LSAT*](#)

[*Thought for Food: Eating Your Way to a 180 on the LSAT*](#)

Finally, on the day before the LSAT, relax! Do something that makes you happy and don't worry about the LSAT (assuming you know where your testing center is or your room is prepared for the ProctorU virtual proctor system). It is imperative that you are fully rested before the exam, so avoid any strenuous activities, whether physical or mental. So don't run a half-marathon, and don't attempt any full practice tests!

Month 12, Week 4 Assignments		
Assignment	Completed?	Notes
PrepTest 88		
PrepTest 89		
Test Mentality		

After the LSAT:

There are a number of questions that most test takers begin to ponder post-LSAT. Three of the most common are given below, along with comprehensive explanations of each:

1. Can I determine the experimental section, and what exactly do I need to know about it?

Answers: [The Experimental Section Explained](#) and [3 Myths About the Experimental Section](#)

2. Should I keep or cancel my score, and what are the consequences of canceling?

Answers: [LSAT Cancellations, Withdrawals, and Absences: What's the Difference?](#), [Should You Cancel Your LSAT Score?](#), and [How Do Law Schools View Multiple LSAT Scores?](#)

3. Is retaking the LSAT worth it, and what can I expect for my next attempt?

Answer: [Should You Retake the LSAT?](#)

If you have any specific questions about your test, you can always head over to our [LSAT Forum](#) where we typically have discussions ongoing about all LSAT administrations between other test takers and our LSAT experts.

LSAT Writing:

Your LSAT is not complete until you've submitted a writing sample. You can wait up to a year, but you won't receive a score and your file won't be complete until you do so. Since you're in LSAT mode, we recommend that you get it out of the way quickly! In this article we dissect LSAT Writing piece by piece, from the General Directions to the specific Essay Directions to the details of an actual sample, and give you the tools to craft an essay that any admissions board would be pleased to receive. You don't want to miss this resource.

[The Ultimate Guide to LSAT Writing](#)

A Final Note:

We at PowerScore want to thank you for choosing us as your test preparation provider, and trusting us to help you reach your full potential on the LSAT. Our hope is that your performance exceeds your expectations and that this Study Guide and accompanying resources are fully sufficient for your particular needs. However please do not hesitate to contact us with additional questions or concerns, or to inquire about the other services we offer! Above all else we want to see our students reach their goals, and we'll do all that we can to ensure that occurs for you.

Finally, feel encouraged to share this study plan with friends, colleagues, or anyone else you may encounter who is studying for the LSAT! It's a powerful resource and we're confident others will benefit from it as you hopefully have.

Thanks again, and best of luck in law school!

Logical Reasoning Problem Tracker

Use the following sheet to track any difficulties that you have with Logical Reasoning questions. Note the location of the question (for example: PT23, Sec 2, #6), the type of question (for example: Assumption), the correct answer, the answer you chose, and what happened (for example: missed the word “not” in D). On occasion, return to this page and examine your mistakes for patterns, then spend additional time working to correct those issues.

Question	Question Type	Question #/ Page #	Correct Answer	I Chose	What Happened?

If you would like to save the Performance Tracking pages separately, please download them [here](#).

Logic Games Problem Tracker

Use the following sheet to track any difficulties that you have with Logic Games questions. Note the location of the game (for example: PT38, G3, #17), the type of question (for example: Could Be True), the correct answer, the answer you chose, and what happened (for example: chose B which was a Could be True answer). On occasion, return to this page and examine your mistakes for patterns, then spend additional time working to correct those issues.

Game/ Question	Question Type	Question #/ Page #	Correct Answer	I Chose	What Happened?

If you would like to save the Performance Tracking pages separately, please download them [here](#).

Reading Comprehension Problem Tracker

Use the following sheet to track any difficulties that you have with Reading Comprehension questions. Note the location of the passage (for example: PT44, P1, #4), the type of question (for example: Must, AP), the correct answer, the answer you chose, and what happened (for example: answer choice A is the critic's viewpoint, not the author's). On occasion, return to this page and examine your mistakes for patterns, then spend additional time working to correct those issues.

Passage/ Question	Question Type	Question #/ Page #	Correct Answer	I Chose	What Happened?

Copyright © 2014-2021 by PowerScore Incorporated.

All Rights Reserved.

Parts of this book have been previously published in other PowerScore publications and on the powerscore.com website.

LSAT, and PrepTest are a registered trademarks of the Law School Admission Council, Inc.

PowerScore® is a registered trademark. *The LSAT Bible Series™, The Logic Games Bible™, The Games Bible™, The Logical Reasoning Bible™, The Reading Comprehension Bible™, The Logic Games Bible Workbook™, The Logical Reasoning Bible Workbook™, The Reading Comprehension Bible Workbook™*, are the exclusive service marked property of PowerScore. Any use of these terms or of these systems without the express written consent of PowerScore is prohibited.

Published by

PowerScore Publishing, a division of PowerScore Incorporated
Charleston, SC

Published in the United States